

Animal Tales



Authors often use personification when writing stories starring non-human characters.

Think about the stories you have read during this unit, as you create your own Animal Tale. Notice the detail to character development, especially through the inclusion of interesting traits and vivid descriptions. Make sure to include interesting character traits and vivid descriptions within your own story.








Your Animal Tale will be assessed using the Narrative Writing Rubric. Use the checklist below and the rubric to help you plan and edit your work.

Story Elements Checklist:

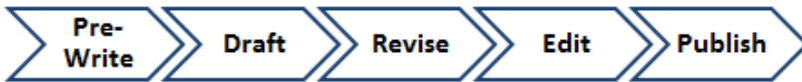
- Title
- Setting
- Vividly Described An Animal As The Main Character
- Problem (What the character wants)
- Clearly Developed Beginning
- Clearly Developed Middle
- Clearly Developed / Logical Ending

Name: _____

Grade 4 Narrative Writing

Points Possible	Requirement	Points Earned
	<u>IDEAS</u>	
	<input type="checkbox"/> My story makes sense and I answered the prompt with a real or imagined story. <input type="checkbox"/> I used dialogue in order to show what the characters said to one another and what they were thinking or feeling. <input type="checkbox"/> I clearly established characters, a setting, and problem.	
	<u>Organization</u>	
	<input type="checkbox"/> There is a clear sequence of events (beginning, middle, & end). <input type="checkbox"/> The resolution makes sense.	
	<u>Voice</u>	
	<input type="checkbox"/> It is clear why this story was important for me to tell.	
	<u>Word Choice</u>	
	<input type="checkbox"/> I used strong vocabulary, including amazing & varied adjectives/adverbs. <input type="checkbox"/> I used words that will create images in the mind of audience.	
	<u>Sentence Fluency</u>	
	<input type="checkbox"/> The story sounds perfect when I read aloud. <input type="checkbox"/> I used different kinds of sentences throughout my story. <input type="checkbox"/> I do not use run-ons or have incomplete sentences.	
	<u>Conventions</u>	
	<input type="checkbox"/> I used correct capitalization and punctuation. <input type="checkbox"/> I correctly used commas and quotation marks when using dialogue. <input type="checkbox"/> I checked to make sure I spelled each word correctly.	
	<u>Presentation</u>	
	<input type="checkbox"/> My handwriting is legible and my format makes my story better.	

Writing Process



Editing	✓	Date	Teacher / Student Conference	
Self-Edit: I have used the checklist/rubric to edit my work.			Yes	No
Peer-Edit: _____ used the checklist/rubric to edit my writing.			Teacher Initials	Date
			Revision Decision	

Teacher Comments