

Scientist Bio-Poem

Scientists change the world by identifying problems, carrying out research, & finding solutions.

Research a specific scientist. Determine why he or she is important and in what ways the world is better because of his/her work. Use this information in order to write a Bio-Poem about the scientist. Make certain to include interesting details and important facts.

Think about the poetic techniques you learned about during this unit as you write. Use the following techniques to enhance your writing: rhyme scheme, alliteration, simile, and metaphor. Use the checklist below, the rubric, and the Bio-Poem template to help you with this project. Your writing will be assessed using the Informational-Poetry Writing Rubric.

Informational Poetry Writing Checklist:

- Title
- The first few lines introduce the topic in an interesting way.
- I clearly explain the importance of my topic.
- The final lines of my poem show my connection to the topic.
- I used each of the following techniques:
 - Rhyme Scheme
 - Alliteration
 - Simile
 - Metaphor
- I have checked my writing to ensure correct use of the following:
 - Capitalization & End Punctuation
 - Pronouns
 - Adjectives



Bio-Poem Template








Directions: Use the template below to help you plan your poem. Each section *may* take several lines of poetry to explain.

Scientist's Name or Title:

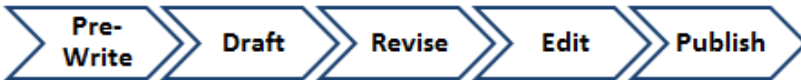
Adjectives Describing The Scientist	
Who Came From...	
Who Wondered...	
Who Learned...	
Who Discovered...	
Who Changed The World By...	
Who Is Important To Me Because...	

Name: _____

Grade 4 **Informational Poetry**

Points Possible	Requirement	Points Earned
	<p style="text-align: center;"><u>IDEAS</u></p>  <ul style="list-style-type: none"> <input type="checkbox"/> I clearly and thoroughly explained the topic to the audience. <input type="checkbox"/> I stayed focused and have not included unimportant details. 	
	<p style="text-align: center;"><u>Organization</u></p>  <ul style="list-style-type: none"> <input type="checkbox"/> I organized my writing into appropriate lines and/or stanzas <input type="checkbox"/> I have organized my writing in a sensible fashion. 	
	<p style="text-align: center;"><u>Voice</u></p>  <ul style="list-style-type: none"> <input type="checkbox"/> It is clear that I wrote an informational piece. <input type="checkbox"/> My poem is my own original work. 	
	<p style="text-align: center;"><u>Word Choice</u></p>  <ul style="list-style-type: none"> <input type="checkbox"/> I used strong vocabulary, including amazing & varied adjectives/adverbs. <input type="checkbox"/> I used alliteration, similes, and metaphors in my poem. 	
	<p style="text-align: center;"><u>Sentence Fluency</u></p>  <ul style="list-style-type: none"> <input type="checkbox"/> My writing sounds perfect when I read aloud. <input type="checkbox"/> I followed a specific rhyme scheme throughout my poem. 	
	<p style="text-align: center;"><u>Conventions</u></p>  <ul style="list-style-type: none"> <input type="checkbox"/> I used correct capitalization and punctuation. <input type="checkbox"/> I correctly used commas and quotation marks to indicate exact quotes from people or from texts. <input type="checkbox"/> I have checked to make sure I spelled each word correctly. 	
	<p style="text-align: center;"><u>Presentation</u></p>  <ul style="list-style-type: none"> <input type="checkbox"/> My handwriting is legible and my format makes my work better. <input type="checkbox"/> I appropriately formatted my poem. 	

Writing Process



Editing	✓	Date	Teacher / Student Conference	
Self-Edit: I have used the checklist/rubric to edit my work.			Yes	No
Peer-Edit: _____ used the checklist/rubric to edit my writing.			Teacher Initials	Date
			Revision Decision	

Teacher Comments