

Explorer Report



Write a research essay about a specific explorer and his/her contributions in terms of helping society better understand the world.

Be specific when describing the relationship and interactions between individuals and events. Remember to cite textual evidence from at least 3 sources and include a bibliography. Additionally, your final draft must be typed using a word processing program with appropriate embedded images.

Your writing will be assessed using the Informational Writing Rubric.








Use the checklist below to help you during the writing process.

CHECKLIST:

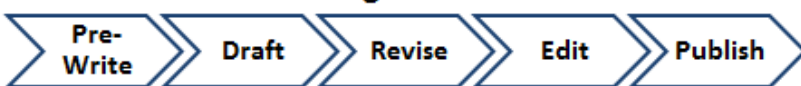
- _____ Do I clearly introduce the topic within the first paragraph? Would someone be able to read the first sentence (thesis) and know what my essay was about?
- _____ Do I develop the topic with facts, concrete details, quotations or other information?
- _____ Do I use a variety of words, phrases, and/or sentences?
- _____ Do I expand, combine, and reduce sentences for meaning and style?
- _____ Does my conclusion reinforce the ultimate purpose of the essay?
- _____ Do I cite information from at least 3 different sources?
- _____ Did I include a properly formatted bibliography?
- _____ Did I embed relevant images into my final draft?
- _____ Have I used the rubric to score my own paper?

Name: _____

Grade 5 **Informational Writing**

Points Possible	Requirement	Points Earned
40	<p align="center">IDEAS</p>  <ul style="list-style-type: none"> <input type="checkbox"/> I clearly and thoroughly explained the topic. <input type="checkbox"/> I included many facts, definitions, details, quotations, or examples to better explain my topic. <input type="checkbox"/> I stayed focused and have not included unimportant details. 	
10	<p align="center">Organization</p>  <ul style="list-style-type: none"> <input type="checkbox"/> There is a clear introduction, body, and conclusion. <input type="checkbox"/> I organized my writing into paragraphs & used transitional phrases. <input type="checkbox"/> I formatted my writing using headings and subheadings. 	
10	<p align="center">Voice</p>  <ul style="list-style-type: none"> <input type="checkbox"/> I used precise language throughout my writing. <input type="checkbox"/> It is clear that I wrote an informational piece. It does not sound like a letter or a story (I do not include phrases such as "Hello!" or "The end!"). 	
10	<p align="center">Word Choice</p>  <ul style="list-style-type: none"> <input type="checkbox"/> I used strong, appropriate, and varied adjectives and adverbs. <input type="checkbox"/> I connected ideas using phrases such as "in contrast" and/or "especially". <input type="checkbox"/> I used essential vocabulary from the text or subject area to inform. 	
10	<p align="center">Sentence Fluency</p>  <ul style="list-style-type: none"> <input type="checkbox"/> My writing sounds perfect when I read aloud. <input type="checkbox"/> I wrote in complete sentences without any run-ons. 	
10	<p align="center">Conventions</p>  <ul style="list-style-type: none"> <input type="checkbox"/> I used correct capitalization, punctuation, grammar, and spelling. 	
10	<p align="center">Presentation</p>  <ul style="list-style-type: none"> <input type="checkbox"/> The presentation of the text enhances the message. 	

Writing Process



Editing	✓	Date	Teacher / Student Conference	
Self-Edit: I have used the checklist/rubric to edit my work.			Yes	No
Peer-Edit: _____ used the checklist/rubric to edit my writing.			Teacher Initials	Date
			Revision Decision	

Teacher Comments