

# Trickster Tale

**Trickster Tales tell the story of a main character who tries to outsmart other characters.**

Think about the stories you have read during this unit, as you create your own Trickster Tale. Notice the detail to character development, especially through the use of dialogue. Make certain to use dialogue in your story, as well.

Use the checklist below and the rubric to help you plan and edit your work.

Your Trickster Tale will be assessed using the Narrative Writing Rubric.

### Story Elements Checklist:








- ☐ Title
- ☐ Setting
- ☐ Characters Developed Through Use of Dialogue
- ☐ Problem (Reason for the Trick)
- ☐ Explanation Of What The Trickster Wants
- ☐ Clearly Developed Beginning
- ☐ Clearly Developed Middle
- ☐ Clearly Developed / Logical Ending
- ☐ Story Contains A Clear Lesson (Moral)



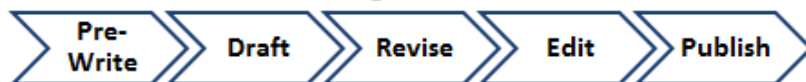
Name: \_\_\_\_\_

# Narrative Writing

Grade  
5

Points Possible	Requirement	Points Earned
40	<p style="text-align: center;"><u>IDEAS</u></p> <div>  <input type="checkbox"/> My story makes sense and I answered the prompt completely with a real or imagined story that I feel is interesting to my audience.           <input type="checkbox"/> I stayed on topic throughout the story.           <input type="checkbox"/> I used dialogue in order to show how the characters felt.           <input type="checkbox"/> I used clear descriptions to make my story better.         </div>	
10	<p style="text-align: center;"><u>Organization</u></p> <div>  <input type="checkbox"/> There is a clear beginning, middle, and an appropriate ending.           <input type="checkbox"/> I organized my writing using clear transitions and multiple paragraphs.         </div>	
10	<p style="text-align: center;"><u>Voice</u></p> <div>  <input type="checkbox"/> My story will leave the audience with strong feelings and/or emotions (they will understand why this story was important for me to tell)           <input type="checkbox"/> I used the same style of narration throughout the story.         </div>	
10	<p style="text-align: center;"><u>Word Choice</u></p> <div>  <input type="checkbox"/> I used strong, appropriate, and varied vocabulary.           <input type="checkbox"/> I described characters and events using a variety of adjectives &amp; adverbs.         </div>	
10	<p style="text-align: center;"><u>Sentence Fluency</u></p> <div>  <input type="checkbox"/> The story sounds perfect when I read aloud.           <input type="checkbox"/> I wrote in complete sentences without any run-ons.           <input type="checkbox"/> I used different kinds of sentences throughout my story.         </div>	
10	<p style="text-align: center;"><u>Conventions</u></p> <div>  <input type="checkbox"/> I used correct capitalization, punctuation, grammar, and spelling.         </div>	
10	<p style="text-align: center;"><u>Presentation</u></p> <div>  <input type="checkbox"/> The presentation of the text enhances the message.         </div>	

## Writing Process



Editing	✓	Date	Teacher / Student Conference	
Self-Edit: I have used the checklist/rubric to edit my work.			Yes	No
Peer-Edit: _____ used the checklist/rubric to edit my writing.			Teacher Initials	Date
			Revision Decision	

## Teacher Comments