


HOW TO BUILD...

**Write an informational
How-To Book
explaining something you
are an expert at building.**

- Provide a list of materials necessary.
- Introduce the topic.
- Thoroughly explain each of the steps.
- Create diagrams and illustrations to help the reader understand the process.





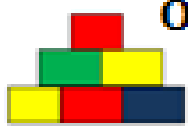







How To BUILD...

Name: _____

Grade
1

Informational Writing

	 Just Learning	 On My Way	 I've Got This!
 Ideas: <ul style="list-style-type: none"><input type="checkbox"/> My writing stayed on topic.<input type="checkbox"/> I have lots of details.			
 Organization: <ul style="list-style-type: none"><input type="checkbox"/> I have a beginning, middle, & end.			
 Voice: <ul style="list-style-type: none"><input type="checkbox"/> I showed the topic is interesting to me.			
 Word Choice: <ul style="list-style-type: none"><input type="checkbox"/> I used Word Wall words correctly.<input type="checkbox"/> I matched letters to sounds in unknown words.<input type="checkbox"/> I am using new vocabulary.			
 Sentence Fluency: <ul style="list-style-type: none"><input type="checkbox"/> My sentences begin in different ways.			
 Conventions: <ul style="list-style-type: none"><input type="checkbox"/> My sentences have capital letters.<input type="checkbox"/> My sentences have end punctuation.<input type="checkbox"/> I have spaces between my words.			
 Presentation: <ul style="list-style-type: none"><input type="checkbox"/> This is my best work.			