

# Notable Michigander

Artists, authors, and inventors revolutionize the world with their creativity and innovative ideas.

Create a presentation about a notable individual with Michigan roots.

Use the checklist below and the 3<sup>rd</sup> Grade Informational Rubric to guide your writing.

## Notable Michigander:

- Introduce your topic (including the connection to Michigan)
- Include facts and details about the following:
  - What This Person Created
  - How This Person Impacted Society
- Conclusion






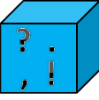

## **Presentation Details:**

- Include no more than 6 Slides.
- Include appropriate graphics / pictures on each slide.
- All font is easy to read.

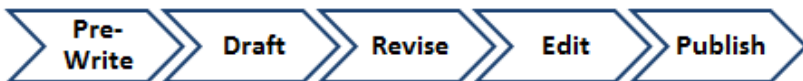


Name: \_\_\_\_\_

# Grade 3 Informational Writing

Points Possible	Requirement	Points Earned
	<p style="text-align: center;"><b><u>IDEAS</u></b></p>  <ul style="list-style-type: none"> <li><input type="checkbox"/> I clearly and completely explained the topic.</li> <li><input type="checkbox"/> I included many facts, definitions, and details about the topic.</li> <li><input type="checkbox"/> I stayed focused and have not included unimportant details.</li> </ul>	
	<p style="text-align: center;"><b><u>Organization</u></b></p>  <ul style="list-style-type: none"> <li><input type="checkbox"/> I have a clear topic sentence that tells what my writing will be about.</li> <li><input type="checkbox"/> I have a good concluding statement.</li> <li><input type="checkbox"/> I wrote in paragraph form.</li> </ul>	
	<p style="text-align: center;"><b><u>Voice</u></b></p>  <ul style="list-style-type: none"> <li><input type="checkbox"/> It is clear that I wrote an informational piece. It does not sound like a letter or a story (I do not include phrases such as "Hello," or "The end").</li> </ul>	
	<p style="text-align: center;"><b><u>Word Choice</u></b></p>  <ul style="list-style-type: none"> <li><input type="checkbox"/> I used linking words and phrases to connect ideas (ex: also, and, but).</li> <li><input type="checkbox"/> I used strong vocabulary, including amazing adjectives and adverbs.</li> </ul>	
	<p style="text-align: center;"><b><u>Sentence Fluency</u></b></p>  <ul style="list-style-type: none"> <li><input type="checkbox"/> My writing sounds perfect when I read aloud.</li> <li><input type="checkbox"/> I used different kinds of sentences throughout my writing.</li> </ul>	
	<p style="text-align: center;"><b><u>Conventions</u></b></p>  <ul style="list-style-type: none"> <li><input type="checkbox"/> I used capitals and end punctuation correctly.</li> <li><input type="checkbox"/> I checked to make sure I spelled each word correctly.</li> <li><input type="checkbox"/> I used nouns and verbs correctly.</li> </ul>	
	<p style="text-align: center;"><b><u>Presentation</u></b></p>  <ul style="list-style-type: none"> <li><input type="checkbox"/> My writing is neat and can be easily read.</li> </ul>	

## Writing Process



Editing	✓	Date	Teacher / Student Conference	
Self-Edit: I have used the checklist/rubric to edit my work.			Yes	No
Peer-Edit: _____ used the checklist/rubric to edit my writing.			Teacher Initials	Date
			Revision Decision	

## Teacher Comments