

How To Be A Successful 5th Grader

“Those that know, do. Those that understand, teach.”

Aristotle

As you near the end of your first year at Owen Intermediate School, you have learned much about being a successful 5th grader. Create a presentation, newsletter, or brochure sharing your tips and advice for being a successful student. Develop this topic with facts, detailed explanations, and quotes from other 5th graders. Use technology to produce and publish your writing.

Your finished work will be shared with 4th graders to help them transition to 5th grade.

Use the checklist below to help you during the writing process.

CHECKLIST:

_____ Did I clearly introduce the topic?

_____ Did I clearly describe what it takes to be a successful 5th grader?

_____ Did I include interesting facts and details?

_____ Did I provide an encouraging concluding statement or section?

_____ Did I expand, combine, and/or reduce sentences for meaning, interest, and style?

_____ Did I use technology to produce and publish my work?

_____ Did I include formatting, illustrations, and other multi-media components?








_____ Did I use the rubric to score my own paper?



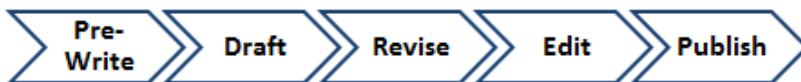
Name: _____

Grade
5

Informational Writing

Points Possible	Requirement	Points Earned
40	<p style="text-align: center;"><u>IDEAS</u></p>  <ul style="list-style-type: none"> <input type="checkbox"/> I clearly and thoroughly explained the topic. <input type="checkbox"/> I included many facts, definitions, details, quotations, or examples to better explain my topic. <input type="checkbox"/> I stayed focused and have not included unimportant details. 	
10	<p style="text-align: center;"><u>Organization</u></p>  <ul style="list-style-type: none"> <input type="checkbox"/> There is a clear introduction, body, and conclusion. <input type="checkbox"/> I organized my writing into paragraphs & used transitional phrases. <input type="checkbox"/> I formatted my writing using headings and subheadings. 	
10	<p style="text-align: center;"><u>Voice</u></p>  <ul style="list-style-type: none"> <input type="checkbox"/> I used precise language throughout my writing. <input type="checkbox"/> It is clear that I wrote an informational piece. It does not sound like a letter or a story (I do not include phrases such as "Hello!" or "The end!"). 	
10	<p style="text-align: center;"><u>Word Choice</u></p>  <ul style="list-style-type: none"> <input type="checkbox"/> I used strong, appropriate, and varied adjectives and adverbs. <input type="checkbox"/> I connected ideas using phrases such as "in contrast" and/or "especially". <input type="checkbox"/> I used essential vocabulary from the text or subject area to inform. 	
10	<p style="text-align: center;"><u>Sentence Fluency</u></p>  <ul style="list-style-type: none"> <input type="checkbox"/> My writing sounds perfect when I read aloud. <input type="checkbox"/> I wrote in complete sentences without any run-ons. 	
10	<p style="text-align: center;"><u>Conventions</u></p>  <ul style="list-style-type: none"> <input type="checkbox"/> I used correct capitalization, punctuation, grammar, and spelling. 	
10	<p style="text-align: center;"><u>Presentation</u></p>  <ul style="list-style-type: none"> <input type="checkbox"/> The presentation of the text enhances the message. 	

Writing Process



Editing	✓	Date	Teacher / Student Conference	
Self-Edit: I have used the checklist/rubric to edit my work.			Yes	No
Peer-Edit: _____ used the checklist/rubric to edit my writing.			Teacher Initials	Date
			Revision Decision	

Teacher Comments